

Sulfurization-proof Type Chip Resistor

Hokuriku Electric Industry Co.,Ltd




【Model Number】

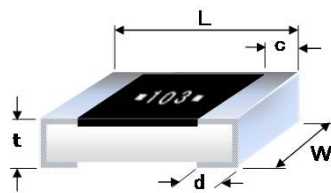
CRES**

【Features】

- Use of special material for top electrode provides excellent sulfurization characteristic.
- Compared to normal type, 20 times or more of durability was achieved
- Miniature size or Network types are also available.
- Reflow, Flow solderings are applicable



【Dimensions】



(Unit: mm)

Model No.	L	W	t	c	d
CRES06	0.60±0.03	0.30±0.03	0.23±0.03	0.12±0.05	0.15±0.05
CRES10	1.00±0.05	0.50±0.05	0.35±0.05	0.20±0.10	0.25±0.10
CRES16	1.60±0.15	0.80±0.15	0.50±0.10	0.25±0.20	0.25±0.20
CRES20	2.00±0.15	1.25±0.15	0.50±0.10	0.40±0.20	0.40±0.20
CRES32	3.20±0.15	1.60±0.15	0.56±0.15	0.50±0.20	0.50±0.20
CRES35	3.20±0.15	2.60±0.15	0.56±0.15	0.50±0.20	0.50±0.20
CRES50	5.00±0.15	2.50±0.15	0.56±0.15	0.60±0.25	0.60±0.20
CRES64	6.30±0.15	3.20±0.15	0.56±0.15	0.60±0.25	0.60±0.25

【Designation】

CRES16 - 103 J V

① Model No.		② Resistance Value		③ Resistance Tolerance		④ Packing Form	
Model No.	Size	Marking	Resistance	Symbol	Tolerance	Symbol	Form
CRES06	0603	103	10KΩ	F	±1.0%	V	Paper tape
CRES10	1005	103 = 10 × 10 ³ = 10,000Ω = 10KΩ		G	±2.0%	E	Emboss tape
CRES16	1608			J	±5.0%	B	Bulk
CRES20	2012						
CRES32	3216						
CRES35	3225						
CRES50	5025						
CRES64	6432						

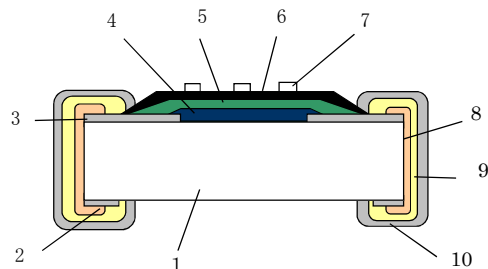
【Specification】

Model No.	Rated power (W) at 70°C	Tolerance	Range (Ω)	TCR (ppm/°C)	Max. Working Voltage	Max. Overload Voltage
CRES06	0.050	Class F (±1%) Class G (±2%) Class J (±5%)	10~1M	±250	25V	50V
CRES10	0.063				50V	100V
CRES16	0.100				150V	200V
CRES20	0.125				200V	400V
CRES32	0.250					
CRES35	0.250					
CRES50	0.500					
CRES64	1.000	Class G (±2%) Class J (±5%)	10~1M	±300		

* Operating temperature range: -55~+155 °C

【Structure】

Model No.	CRES10, CRES16, CRES06	CRES64, CRES50, CRES35, CRES32, CRES20
No.	Element Name	
1	Ceramic substrate	
2	Bottom electrode	
3	Special electrode	
4	Resistive element	
5	Protective coat I	
6	Protective coat II	
7	No Marking	Marking
8	Side electrode	
9	Ni plating	
10	Sn plating	



* Design*specification are subject to change without prior notice. Please check before purchase and use.